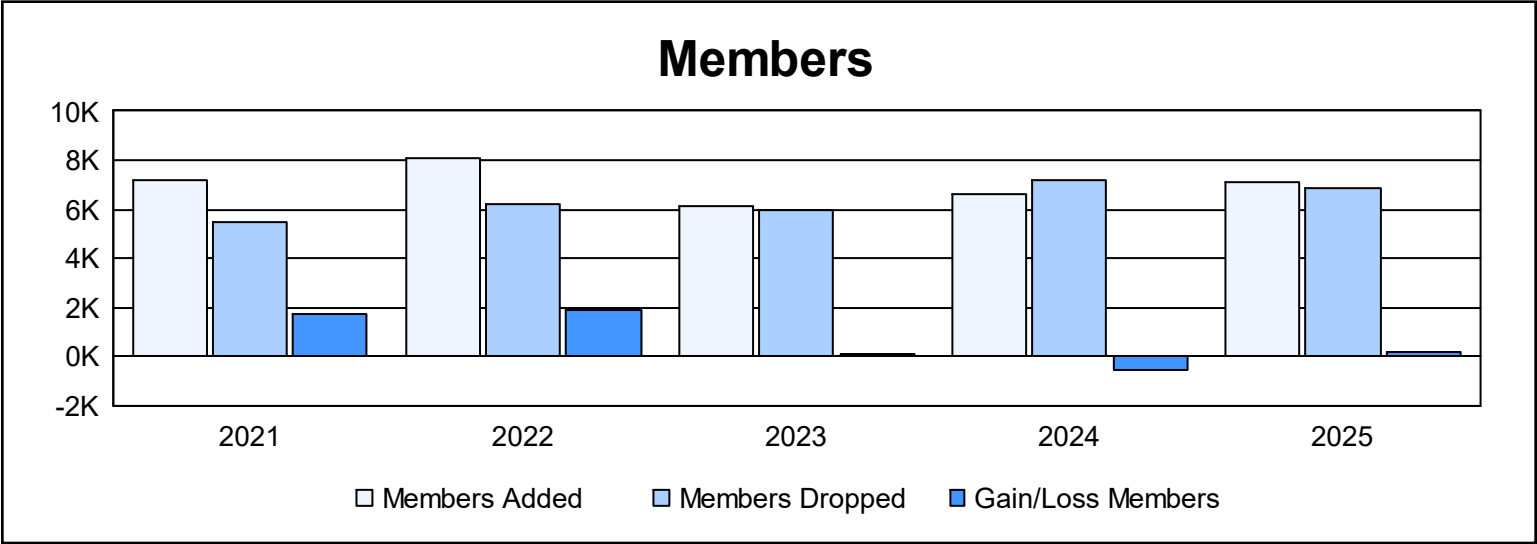
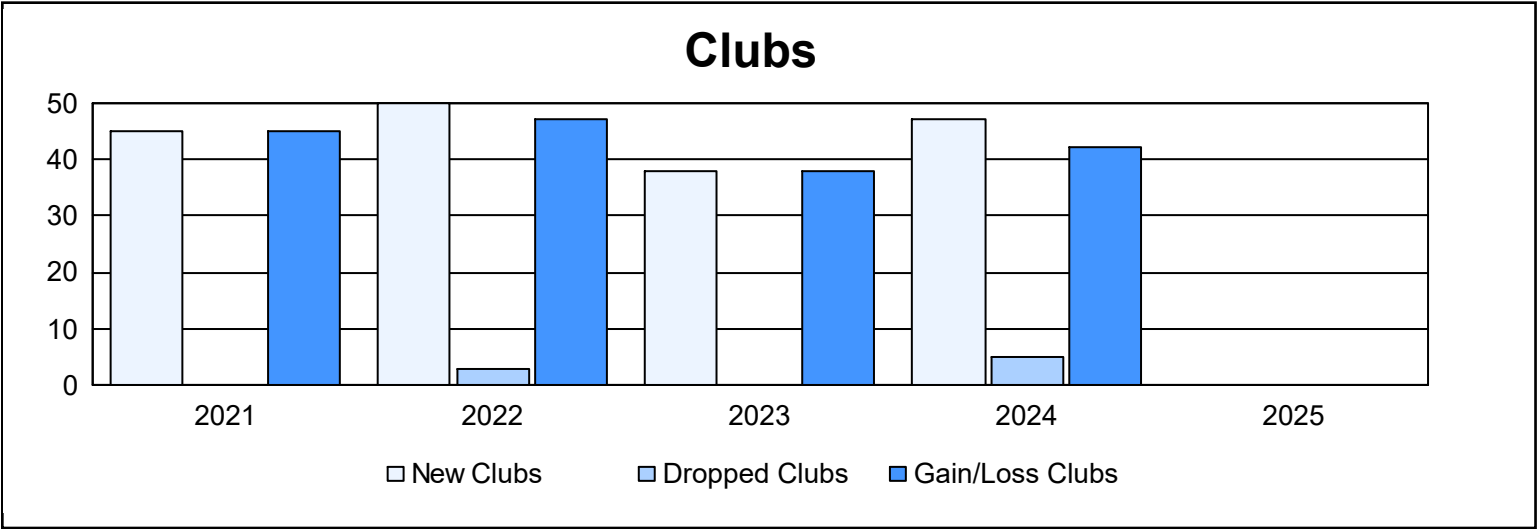
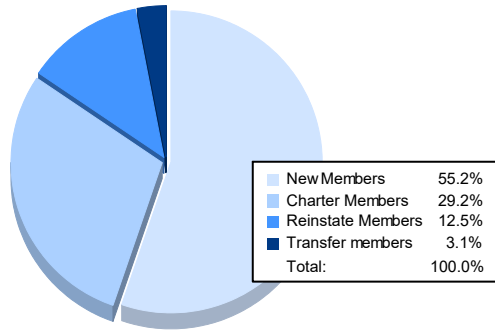


Year	New Clubs	Dropped Clubs	Gain/ Loss Clubs	New Members	Charter Members	Reinstate Members	Transfer Members	Total Member Added	Total Members Dropped	Gain/ Loss Members
2020-2021	45	0	45	4,860	1,454	790	106	7,210	5,478	1,732
2021-2022	50	3	47	4,982	1,679	1,304	115	8,080	6,189	1,891
2022-2023	38	0	38	3,866	1,178	844	205	6,093	5,985	108
2023-2024	47	5	42	3,682	1,464	1,250	187	6,583	7,153	-570
2024-2025				3,907	2,069	882	217	7,075	6,889	186
Average	45	2	43	4,259	1,569	1,014	166	7,008	6,339	669



Membership Composition June 2025 Cumulative



Gender Composition June 2025 Cumulative

